

# North Salina Redevelopment

## Conceptual Master Plan

February 25, 2013

NORTH SALINA





Linear Park

Neighborhood  
Commercial  
(NC)

Linear Park

SF

N. Ninth

SF

Single Family  
(SF)

KDOT

Entry  
Corridor

MF

Commercial  
Core

MF

Multi-Family  
(MF)

MU

MU

MU

MU

Mixed-Use  
(MU)

E. Pacific

MU

N. Broadway

SC

SC

MF

N. Santa Fe

MF

MF

Park

SC

MF

Downtown  
Commercial

SF

Park

N. Third


SF

MF

Church

SF





Proposed  
Roundabout

Proposed  
Roundabout

"Complete Street"

Single Family

Proposed  
Cul-de-sacs

Neighborhood  
Commercial

Proposed  
Cul-de-sacs


Hamilton Avenue Linear Park

Single Family

Proposed  
Entry  
Corridor

Commercial  
Core





NC

NC

MF

Commercial  
Core

Multi-Family

MF

NC

Church

MF

Parking

Parking

Single Family

Downtown  
Commercial

Parking

Parking

Railroad  
Property

NC

MF

Light  
Industrial

Proposed  
Gateway  
Park



An aerial photograph of a city area with various planning overlays. A grid of streets is visible, with some blocks highlighted in red and orange. A large green area is labeled 'Future Residential Development'. A winding green path is labeled 'Levee Trail'. A large green rectangular area is labeled 'Expo Center'. A smaller green area is labeled 'School & Park'. A green area is labeled 'Public Safety'. A green area is labeled 'Hamilton Avenue Linear Park'. Three areas are labeled 'Proposed Gateway'.

Proposed Gateway

Levee Trail

Proposed Gateway

Future Residential Development

Hamilton Avenue Linear Park

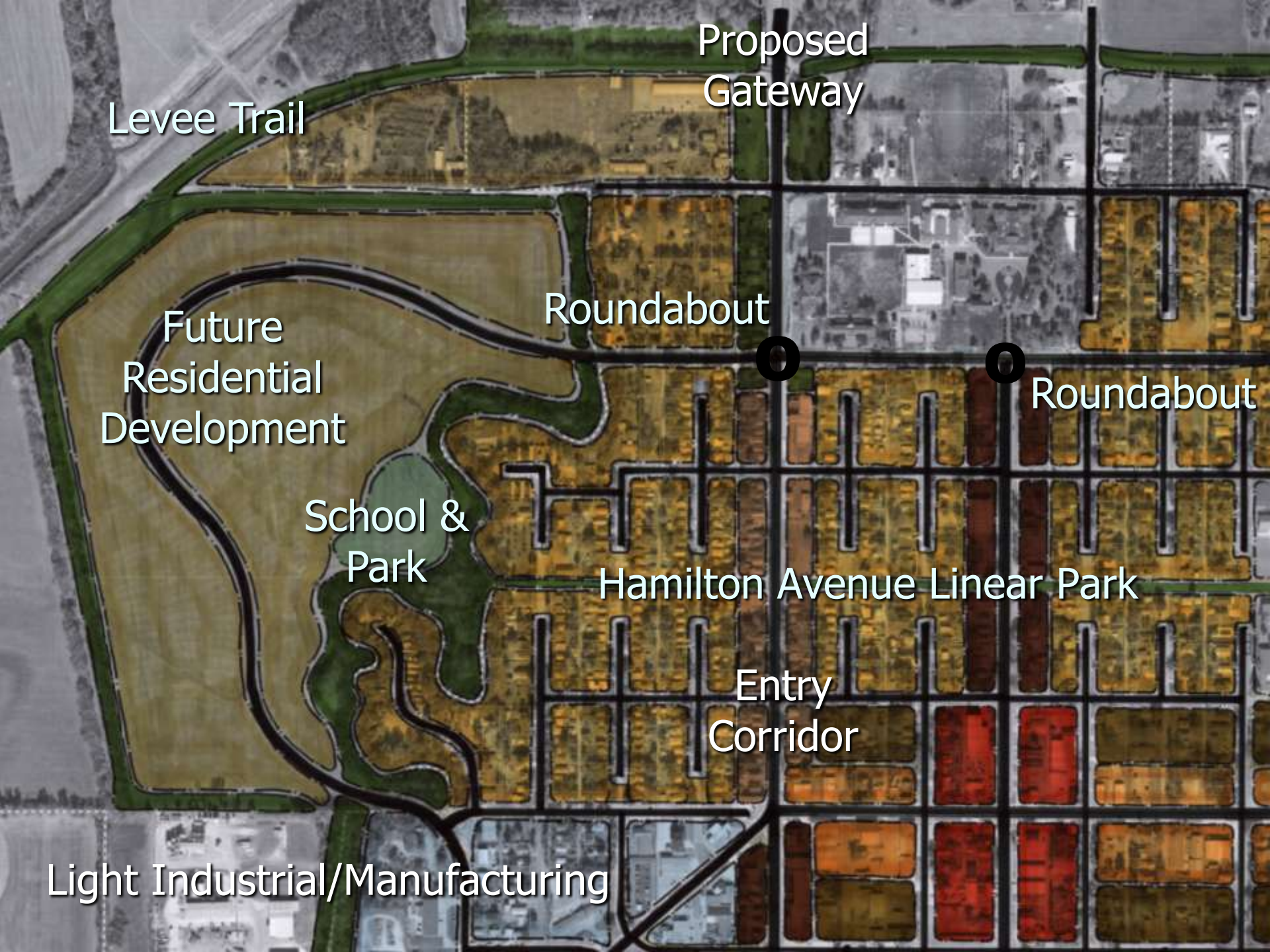
School & Park

Public Safety

Proposed Gateway

Expo Center





Proposed  
Gateway

Levee Trail

Future  
Residential  
Development

Roundabout

Roundabout

School &  
Park

Hamilton Avenue Linear Park

Entry  
Corridor

Light Industrial/Manufacturing



# Levee Trail Connection

# Entry Corridor

# Street Beautification

# Roundabout

## Light Industrial/Manufacturing



Future  
Employment /  
Service  
Commercial

# Street Beautification

## Secondary Gateway

## Secondary Gateway



Proposed  
Gateway  
Park





# Commercial Core







# Downtown Commercial







## Neighborhood Commercial







# Light Industrial / Manufacturing







## Mixed-Use







## Multi-Family Residential







## Single Family Residential








## Parks & Schools







## Entry Gateways & Corridors

